

How to Install the EMF-ECBC App on Android

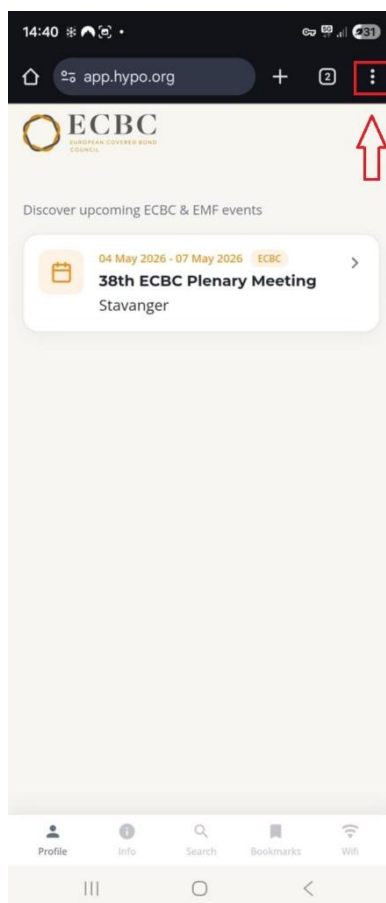
Follow these simple steps to install the app on your Phone.

Step 1:

Launch the **Chrome** browser on your Android device. In the address bar, type the following URL: <https://app.hypo.org/> Then press **Enter** to access the page.

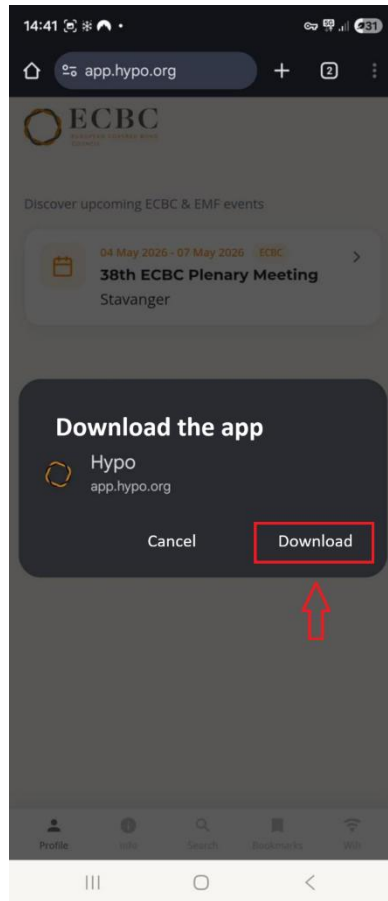
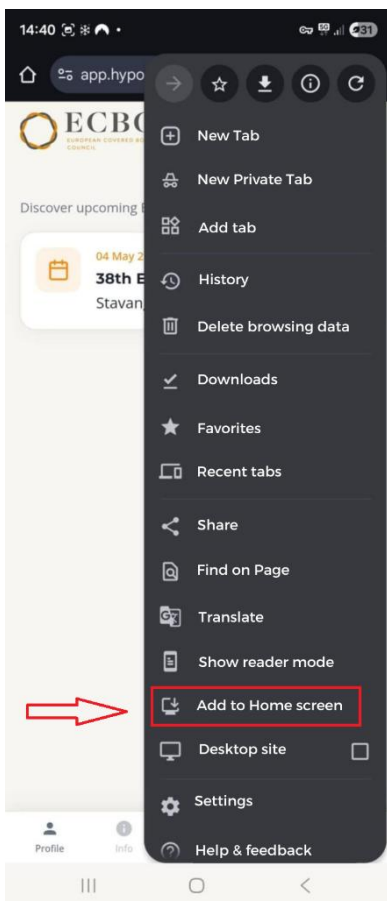
Step 2:

Tap the **three-dot menu** (:) in the top-right corner of the screen.



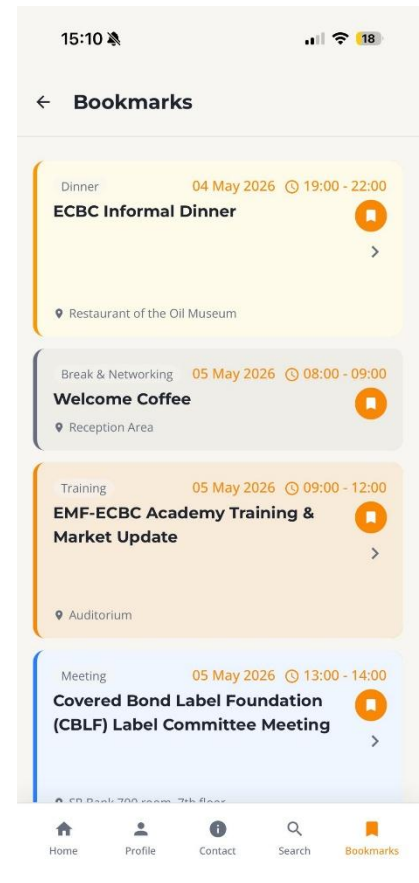
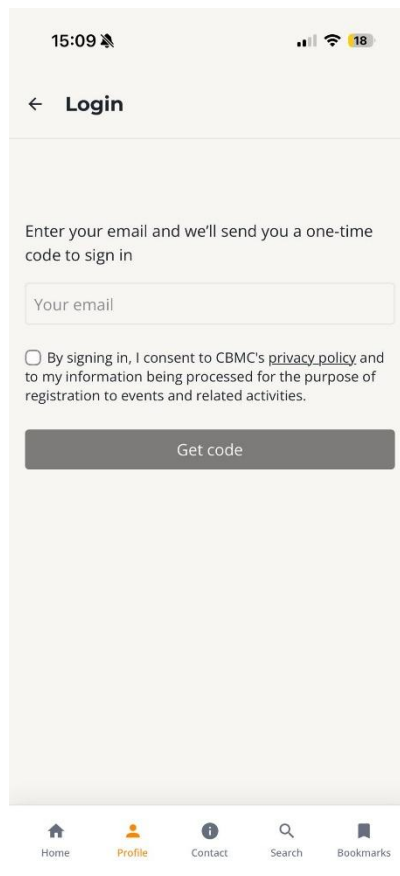
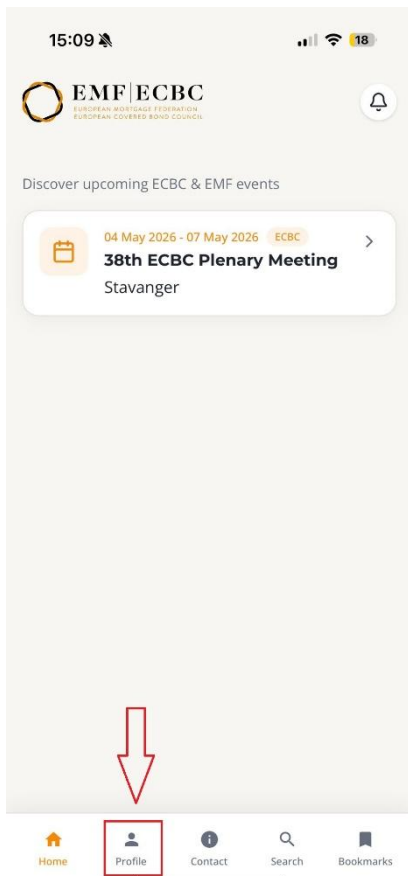
Step 3:

Select **“Add to Home Screen”** from the list. A confirmation pop-up will appear; tap **“Download”** to confirm. The app icon will then appear on your home screen and will function like a native application.



Step 4:

To log in via your profile, tap the **“Profile” button** at the bottom left of the screen. Enter your email address. You will then receive a verification code by email; enter this code to complete the login process. Once logged in, you will be able to update your profile and save events you wish to easily find later in the **“Bookmarks” tab**.



How to Install the EMF-ECBC App on iOS

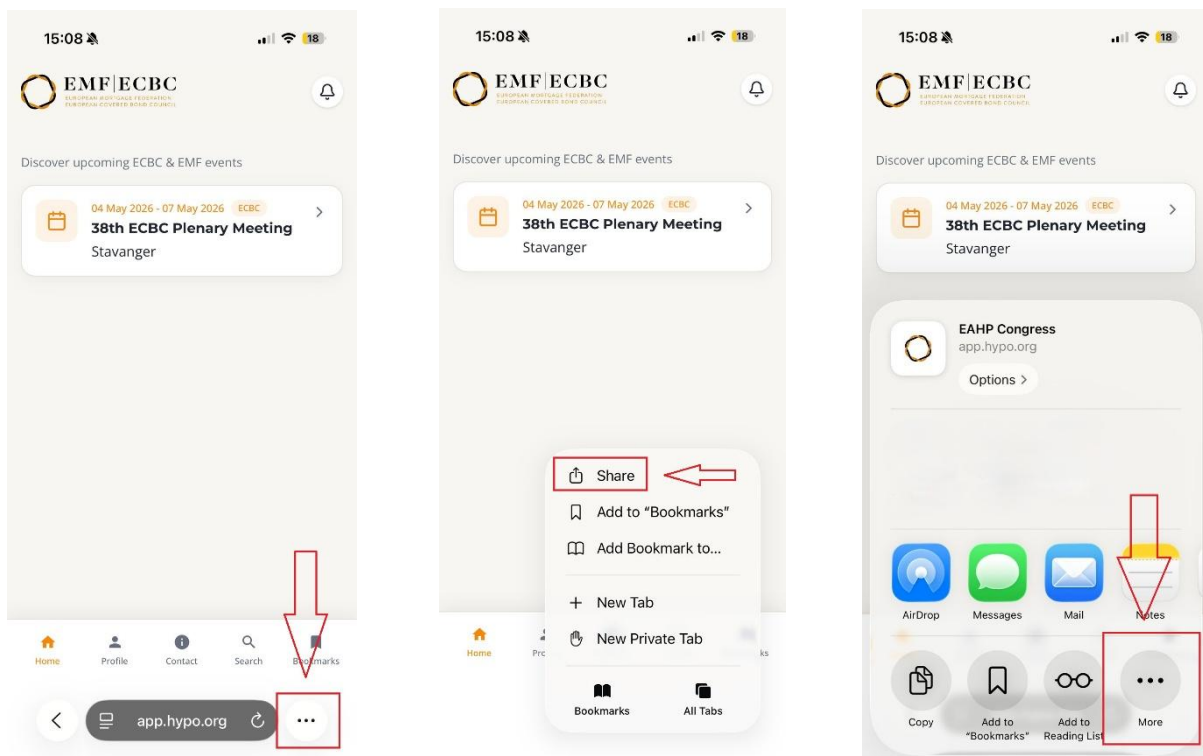
Follow these simple steps to install the app on your iPhone or iPad.

Step 1:

Launch the **Safari** browser on your iOS device. In the address bar, type the following URL: <https://app.hypo.org/> Then press **Enter** to access the page.

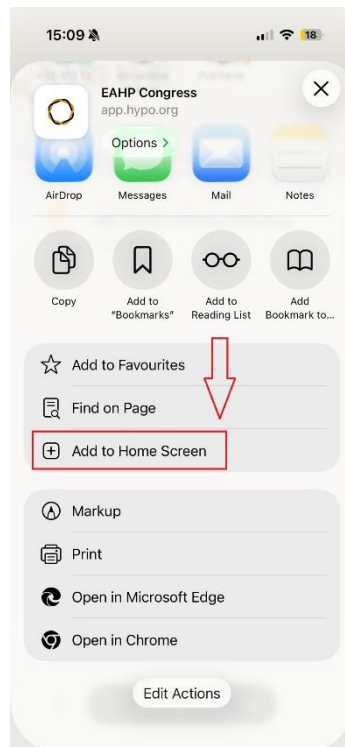
Step 2:

Once the page has fully loaded, tap the **three dots (...)** located at the bottom right of your screen. Tap the **Share** button. Then select **More** from the available options.



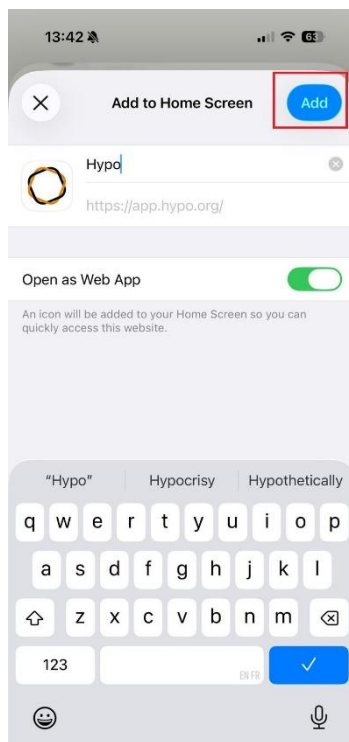
Step 3:

Select “Add to Home Screen” from the list.



Step 4:

You can rename the app (for example, to **EMF-ECBC**) or keep the default name **Hypo**. Then tap **Add** to confirm. The app icon will now appear on your Home Screen. You can open it anytime just like a regular application.



Step 5:

To log in via your profile, tap the **“Profile” button** at the bottom left of the screen. Enter your email address. You will then receive a verification code by email; enter this code to complete the login process. Once logged in, you will be able to update your profile and save events you wish to easily find later in the **“Bookmarks” tab**.

